



Summer of 2010

Second Grade Preparation Packet
Complete the following:

- Reading
- Required 1 book plus 10 books of choice(see letter)
- Cereal Box project
- Math Packet and facts
- Language Scavenger Hunt
- Writing Assignments



**Lord's Tabernacle Christian Academy
Second Grade Required Summer Work
Summer 2010**

Dear Future Second Grade Parent,

Welcome to the second grade at Lord's Tabernacle Christian Academy! It is certainly a pleasure to have you joining us. We know that you will be busy this summer; we want all LTCA students to have fun. The goal of the school's summer enrichment is to support and enhance the skills your child has learned throughout the previous school year. Studies have shown that when children read each day they learn to read faster and improve comprehension skills. If children don't read for a month or two, they are likely to lose much of the progress they have made during the school year. Children who read during the summer start school ready to continue their progress and will adapt more quickly to the second grade curriculum. Therefore, literacy is an essential part of our curriculum. This summer packet has been prepared to ensure that all of our students are ready for second grade.

Reading

The required summer reading book is ***It's a Baby, Andy Russell***, you can purchase it at Davis Kidd's, Barnes and Noble, or any other local book seller. The books may also be checked out from your local library. In addition, students should read 10 additional books of their choice and record them on the attached reading log. We will begin the discussion of the books on the second day of class. All students must have the books in class for our class discussions. We will be focusing on various reading comprehension skills as well as fluency. It is awesome that students can read words; however, it is essential that the students understand what is read and can express what they have read both verbally and in writing. The attached project description sheet details what projects students are supposed to complete for each book. *Each project is worth 100 points.*

Math

At LTCA, all curriculum areas are important to us. However, memorization of Math facts is vital for future math growth. It is very important for students to understand and master the concepts taught in the Mathematics curriculum. To assist students over the summer, a Math packet has been created that will review concepts that were taught during the first grade school year. Throughout the second grade year students will be timed on addition and subtraction facts. Students are expected to master these facts and recall

them quickly. All rising second graders should complete the entire addition and subtraction facts packet. In addition to the facts packet, students need to make addition and subtraction flash cards. See the attached sheet for directions. *Both packets and flash cards are worth 100 points each.*

Reading and Math practice at least thirty minutes a day will make for a very enjoyable summer and will help students return to school ready to begin the new academic year. Students should work on the assignments throughout the summer. Don't wait until August to start and don't finish it all in June! Please make sure your child completes all assignments on the summer reading project list. Completing the Math review packets will your child is prepared for a very rigorous, fast paced and informative year in Math. Your child should also be sure to make his or her flash cards before the beginning of the new school year. Enjoy your summer and we look forward to teaching your child and assisting your family next year. If you have any questions, feel free to call the school at 454-7060.

*Projects, packets, and flash cards are due in class on Monday, August, 9, 2010.
All paper assignments should be returned in the summer packet folder they were received in.*

Thank you!

Summer reading

At LTCA

Rising Second Graders Project

Reading is such a joy! We hope you will enjoy reading this summer. Each child is required to read the book; **It's a Baby, Andy Russell**. Each student has to complete the project below after completing the required reading. Students will complete a comprehension worksheet on the book.

The project and comprehension worksheet will be graded by the teacher and will be included as a project grade in the first nine-week grading report. **All assignments must be completed in their entirety.** Late or incomplete work will result in a lower grade. Any assignments not turned in will result in a grade of zero. Assignments will only be accepted **Monday, August 9, 2010**

Project Title	Book	Description of Project	Due Date
Comprehension Worksheet (100 points)	<i>It's a Baby, Andy Russell</i>	Students will complete a worksheet of comprehension questions about the reading.	8/9/10
Cereal Box Treat (100 points)	<i>It's a Baby, Andy Russell</i>	Encourage someone to read this book by creating a cereal box advertisement. See the attached sheet in the packet for instructions.	8/9/10



Cereal Box Treat

Project Instructions

When you go to the grocery store, I'm sure your parents sometimes buy cereal. The cereal box has some activities and games, as well as valuable information about the cereal. You are going to encourage people to read this book by filling the outside of the cereal box with lots of valuable information about it. You are basically the bookseller, so do your best! You are going to decorate a real cereal box with illustrations and information related to the summer reading selection. To get started, follow the directions below.

First, you will use a piece of white or light colored paper to cover all sides of the cereal box. You probably want to create each side before gluing it to the box.

Front of box: Include the name of the cereal and a picture. Invent a name for the cereal that is related to the title of the book and sounds like a cereal. Do not use the exact title of the book or real cereal name. You may want to look at real cereal boxes to get some ideas. Choose a shape for the cereal as well as colors and ingredients that all relate to the book.

Right Side: Make a list of ingredients that includes the story elements Characters and Setting. Under the heading "ingredients," list the main characters and write a sentence describing each one. Then describe the setting. It can be designed anyway you want it to be, just make sure you include the main characters and the setting.

Left Side: Write a summary that describes the main problem and the solution of the book. Try to use words that will "grab" readers' attention and make them want to buy your cereal. As you are writing the summary, the events must be in sequential order. Use time (ex. last morning, yesterday, evening,) and order (ex. first, next, last, finally) words in your paragraph. Be creative!

Back of Box: Design a game that is based on the story. It can be a puzzle, a word search, a word scramble, a maze, a crossword puzzle, a hidden pictures illustration, or any other fun activity that might be found on the back of cereal boxes. Make sure it includes information from the book.

Top of Box: Include the title, author, number of pages, and number of stars you would give this book if you were a book critic. The maximum number of stars would be 5. You must include all of the information listed; however, you can design your box top, as you like.

Bottom of Box: Include your name and the date the project is due.

Prize: Cereal boxes often include a prize. Your prize must be something the main character could use in the book or something that reminds you of the main character. Don't actually put a prize inside the box; just include a picture of the prize on the front of your box to let the reader know what is inside the box.

Second Grade Reading Log

#	Title	Author	Date Read
1.			
2.			
3.			
4.			
5.			
6.			
7.			
8.			
9.			
10.			

Summer Language Arts Scavenger Hunt For Rising Second Graders

Students may use books, magazines, and or newspaper articles
to find their sentences.

Name: _____

*All writing should be done in cursive only.

Item Description	Value	
Find a Declarative sentence.	10	
Find a sentence with two or more adjectives.	15	
Find a sentence with a subject pronoun.	10	
Choose one week (Sunday through Saturday). Write a diary (journal) entry about each day. Each entry should be at least one paragraph in length.	25	
Write about your upcoming school year. What do you want to learn? What are you looking forward to about the new school year?	25	
Find an Interrogative sentence.	15	
Total Value	100	

Sentences should be attached to this cover sheet. If you copy a sentence from a book, please be sure to note the source. For example: *He had thinning hair and a scruffy beard and a frayed tweed jacket, which always smelled like coffee.* From *The Lightning Thief* by Rick Riordan.

Also attach your two writing assignments to the cover and turn in the first day of school.

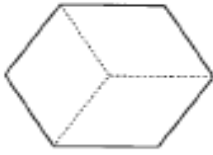
Complete the following math problems. Student should also know all addition and subtraction facts.

Name:

Date:

Rising Second Grade Math Review

1. Shade the fraction for each shape.



$\frac{1}{3}$



$\frac{1}{2}$



$\frac{3}{4}$

2. Use $<$, $>$, and $=$.

42 24

$4 + 6$ $7 + 3$

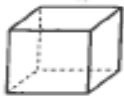
23 $20 + 10$

78 97

$<$ is less than
 $>$ is more than
 $=$ is equal to

3. Use the word bank to help you write the name for each shape.

rectangle circle pyramid cone square cube sphere













4. Add or subtract.

$3 + 3 = \underline{\quad}$

$10 - 1 = \underline{\quad}$

$7 + \underline{\quad} = 10$

$\underline{\quad} = 8 - 4$

$\underline{\quad} + 0 = 17$


$0 + \underline{\quad} = 17$

$$\begin{array}{r} 20 \\ -10 \\ \hline \end{array}$$

$$\begin{array}{r} 16 \\ -1 \\ \hline \end{array}$$

$$\begin{array}{r} 2 \\ -2 \\ \hline \end{array}$$

5. What is your favorite flavor of ice cream?
Add your vote to the graph.



What flavor is least popular? _____

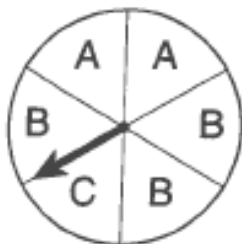
What flavor is most popular? _____

How many children like vanilla ice cream? _____


6. Circle the symmetrical picture.



7. What letter are you most likely to spin? _____



8. What is the temperature? _____ °F



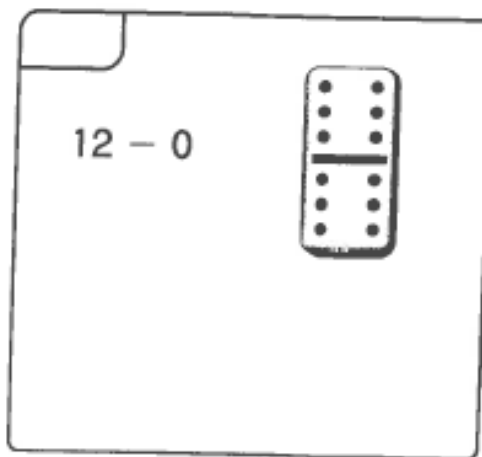

9. Measure the line segment to the nearest centimeter.

_____ about _____ cm


10. Write 3 names for 30.

Label the box.

Put 3 new names in the box.



11. Draw the hands.




quarter after 12 o'clock

12. (Q) (Q) (D) (D) (N) (N) (N) (P) How much money? _____¢



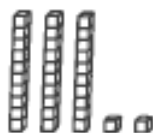
Show this amount with fewer coins.

13. Find the rule. Fill in the table.



in	out
8	5
23	20
	27
52	
103	

14. Write the numbers shown by the base-10 blocks.



Draw a ○ around the ones place. Draw a △ around the tens place.

Part B

15. Cindy has \$1 Q Q D P P P P \$_. ____

Jacob has \$1 D D D D N N P P \$_. ____

Who has more money? _____

How much more money? _____

16. Two people share these marbles equally.

How many marbles does each person get?

_____ marbles



17. Solve. You may use your number grid.

$$\begin{array}{r} 38 \\ -11 \\ \hline \end{array}$$

$$\begin{array}{r} 67 \\ +20 \\ \hline \end{array}$$

$$\begin{array}{r} 26 \\ -15 \\ \hline \end{array}$$

18. Add.

$2 + 5 = \underline{\quad}$

$10 + 4 = \underline{\quad}$

$20 + 50 = \underline{\quad}$

$20 + 4 = \underline{\quad}$

$200 + 500 = \underline{\quad}$

$30 + 4 = \underline{\quad}$

19. Solve.

Zack found 17 shells at the beach.

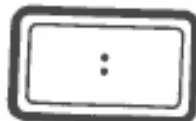
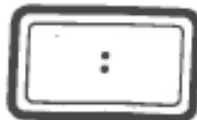
Miles found 20 shells at the beach.

How many shells did Zack and Miles find in all?

 shells

Write a number model. _____

20. What time is it?



Name: _____ Reading Comprehension Worksheet

Title: _____

Author: _____

Cricle one: Fiction Nonfiction

Setting: (Where does the story take place?)

Character

Names: _____

Describe the main character. What kind of person is he or she?

The story begins with

The events in the story are: (include details)

1. _____

2. _____

3. _____

4. _____

The story ends with

I learned that

I really liked

I didn't like when

I wonder

I would/would not recommend this book because
